

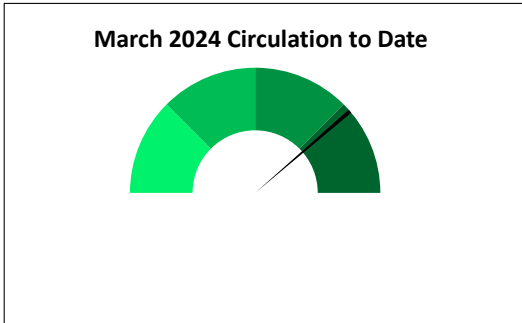
Pamunkey Regional Library Statistical Report for March 2024

	New Borrowers	Total Active Borrowers	Library Visits	Volunteer hours	Circulation
<u>Goochland County</u>					
Goochland Branch Library	90	5,476	4,216	69	6022
<u>Hanover County</u>					
Ashland Branch Library	119	5,615	6,774	58	7,599
Atlee Branch Library	154	11,800	11,415	209	18,655
Hanover Branch Library	17	1,517	1,444	0	2,385
Mechanicsville Branch Library	159	9,897	7,524	35	11,932
Montpelier Branch Library	29	2,050	2,111	18	3,189
Rockville Branch Library	35	1,435	835	2	2,638
	513	32,314	30,103	322	46,398^A
<u>King and Queen County</u>					
King & Queen Branch Library	1	803	0	0	141
<u>King William County</u>					
Upper King William Branch Library	39	2,437	2,895	0	3,094
West Point Branch Library	23	2,288	3,012	18	2,277
	62	4,725	5,907	18	5,371
Grand Totals	666	43,318	40,226	409	67,460^B

4/4/2024

A. Total includes OverDrive circulation from Hanover County Schools. B. This total includes systemwide monthly circulation totals for hoopla, Kanopy, Magzter and OverDrive checkouts not assigned to individual branches.

Pamunkey Regional Library -- March 2024



Circulation

Branch	Year to date	FY24 Forecast	Year to date
Goochland	56,154	72,437	77.5%
Ashland	69,799	92,957	75.1%
Atlee	164,685	210,030	78.4%
Hanover	18,277	22,188	82.4%
Mechanicsville	108,321	147,235	73.6%
Montpelier	28,993	38,264	75.8%
Rockville	25,207	32,937	76.5%
King and Queen	3,979	8,729	45.6%
Upper King William	24,659	28,172	87.5%
West Point	21,757	30,158	72.1%
Totals	600,091	780,747	76.9%^A

Number of Library Sponsored Programs			
County	Year to date	FY24 Forecast	Year to date
Goochland	231	221	104.5%
Hanover	1,310	1,662	78.8%
King and Queen	35	89	39.3%
King William	197	196	100.5%
Totals	1773	2,168	81.8%

Attendance at Library Sponsored Programs			
County	Year to date	FY24 Forecast	Year to date
Goochland	3,412	4,842	70.5%
Hanover	23,055	41,231	55.9%
King and Queen	188	881	21.3%
King William	3,774	5,197	72.6%
Totals	30,429	52,151	58.3%

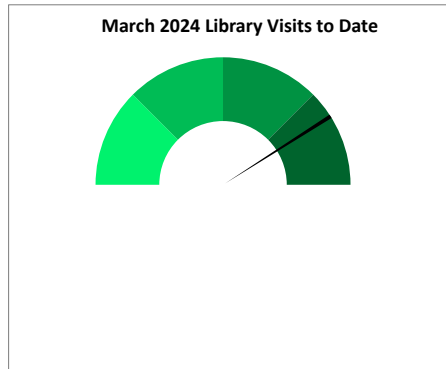
Number of Community Sponsored Meetings/Events			
County	Year to date	FY24 Forecast	Year to date
Goochland	164	138	118.8%
Hanover	1,094	1,614	67.8%
King and Queen	72	152	47.4%
King William	373	526	70.9%
Totals	1,703	2,430	70.1%

Attendance at Community Sponsored Meetings/Events			
County	Year to date	FY24 Forecast	Year to date
Goochland	1,432	1,257	113.9%
Hanover	14,379	21,205	67.8%
King and Queen	446	886	50.3%
King William	2,453	3,201	76.6%
Totals	18,710	26,549	70.5%

Programming

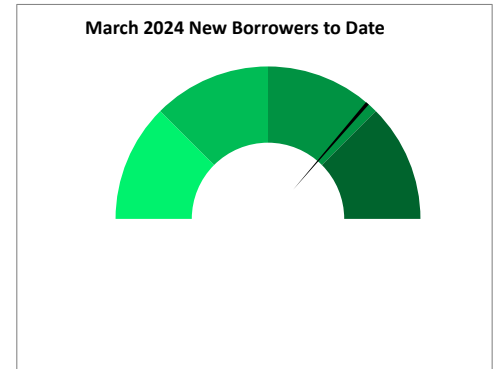
Library Visits

Branch	Year to date	FY24 Forecast	Year to date
Goochland	36,335	41,697	87.1%
Ashland	55,492	68,815	80.6%
Atlee	92,239	112,202	82.2%
Hanover	17,822	17,853	99.8%
Mechanicsville	62,808	82,057	76.5%
Montpelier	19,122	25,478	75.1%
Rockville	7,777	9,199	84.5%
King and Queen	4,676	10,781	43.4%
Upper King William	17,657	14,688	120.2%
West Point	30,161	39,664	76.0%
Totals	344,089	422,434	81.5%



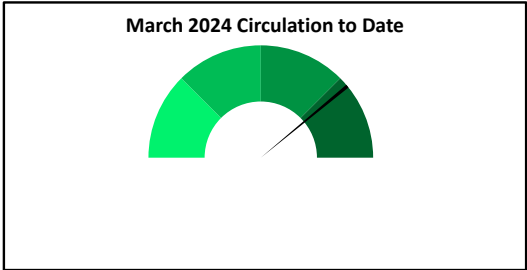
New Borrowers

Branch	Year to date	FY24 Forecast	Year to date
Goochland	859	1,077	79.8%
Ashland	998	1,398	71.4%
Atlee	1,835	2,610	70.3%
Hanover	246	311	79.1%
Mechanicsville	1,259	1,658	75.9%
Montpelier	262	410	63.9%
Rockville	234	280	83.6%
King and Queen	39	133	29.3%
Upper King William	297	422	70.4%
West Point	260	421	61.8%
Totals	6,289	8,720	72.1%



Note: A. Circulation total includes OverDrive, Kanopy, hoopla, and Magzter data which is not provided by the vendor for individual branches, as well a OverDrive circulation from Hanover County Schools, and the Find It Virginia OverDrive collection.

Pamunkey Regional Library - Goochland County - March 2024

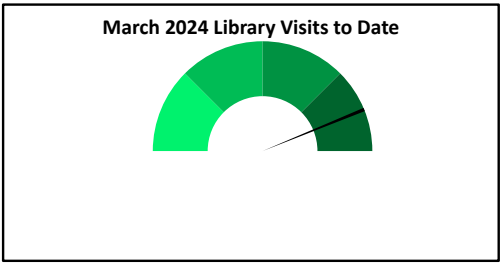


Circulation

Year to date	FY24 Forecast	Year to date
56,154	72,437	77.5%

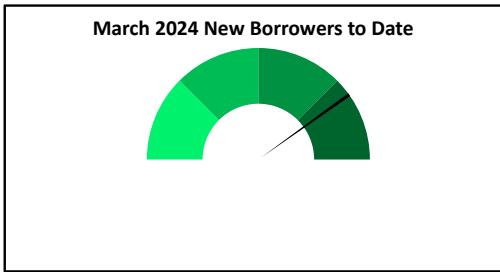
<p>Number of Library Sponsored Programs</p> <table border="1"> <thead> <tr> <th>Year to date</th> <th>FY24 Forecast</th> <th>Year to date</th> </tr> </thead> <tbody> <tr> <td>231</td> <td>221</td> <td>104.5%</td> </tr> </tbody> </table>	Year to date	FY24 Forecast	Year to date	231	221	104.5%	<p>Attendance at Library Sponsored Programs</p> <table border="1"> <thead> <tr> <th>Year to date</th> <th>FY24 Forecast</th> <th>Year to date</th> </tr> </thead> <tbody> <tr> <td>3,412</td> <td>4,842</td> <td>70.5%</td> </tr> </tbody> </table>	Year to date	FY24 Forecast	Year to date	3,412	4,842	70.5%
Year to date	FY24 Forecast	Year to date											
231	221	104.5%											
Year to date	FY24 Forecast	Year to date											
3,412	4,842	70.5%											
<p>Number of Community Sponsored Meetings/Events</p> <table border="1"> <thead> <tr> <th>Year to date</th> <th>FY24 Forecast</th> <th>Year to date</th> </tr> </thead> <tbody> <tr> <td>164</td> <td>138</td> <td>118.8%</td> </tr> </tbody> </table>	Year to date	FY24 Forecast	Year to date	164	138	118.8%	<p>Attendance at Community Sponsored Meetings/Events</p> <table border="1"> <thead> <tr> <th>Year to date</th> <th>FY24 Forecast</th> <th>Year to date</th> </tr> </thead> <tbody> <tr> <td>1,432</td> <td>1,257</td> <td>113.9%</td> </tr> </tbody> </table>	Year to date	FY24 Forecast	Year to date	1,432	1,257	113.9%
Year to date	FY24 Forecast	Year to date											
164	138	118.8%											
Year to date	FY24 Forecast	Year to date											
1,432	1,257	113.9%											

Programming



Library Visits

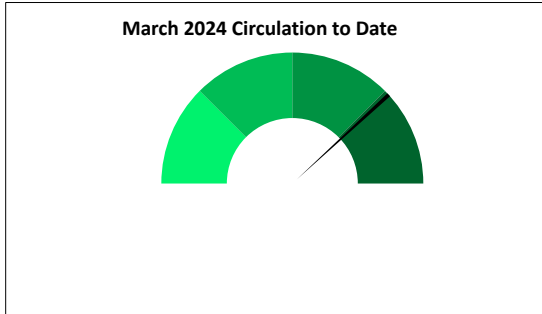
Year to date	FY24 Forecast	Year to date
36,335	41,697	87.1%



New Borrowers

Year to date	FY24 Forecast	Year to date
859	1,077	79.8%

Pamunkey Regional Library - Hanover County - March 2024



	Year to date	FY24 Forecast	Year to date
Ashland	69,799	92,957	75.1%
Atlee	164,685	210,030	78.4%
Hanover	18,277	22,188	82.4%
Mechanicsville	108,321	147,235	73.6%
Montpelier	28,993	38,264	75.8%
Rockville	25,207	32,937	76.5%
Totals	418,198 ^A	551,541	75.8%

Hanover County Number of Library Sponsored Programs			
Year to date	FY24 Forecast	Year to date	
1,310	1,662	78.8%	

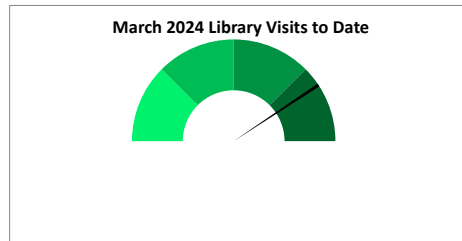
Hanover County Attendance at Library Sponsored Programs			
Year to date	FY24 Forecast	Year to date	
23,055	41,231	55.9%	

Hanover County Number of Community Sponsored Meetings/Events			
Year to date	FY24 Forecast	Year to date	
1,094	1,614	67.8%	

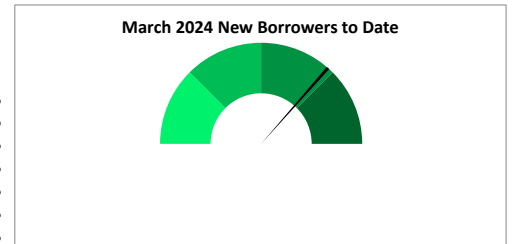
Hanover County Attendance at Community Sponsored Meetings/Events			
Year to date	FY24 Forecast	Year to date	
14,379	21,205	67.8%	

Programming

	Year to date	FY24 Forecast	Year to date
Ashland	55,492	68,815	80.6%
Atlee	92,239	112,202	82.2%
Hanover	17,822	17,853	99.8%
Mechanicsville	62,808	82,057	76.5%
Montpelier	19,122	25,478	75.1%
Rockville	7,777	9,199	84.5%
Totals	255,260	315,604	80.9%

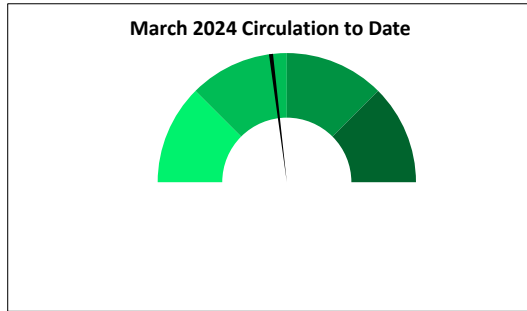


	Year to date	FY24 Forecast	Year to date
Ashland	998	1,398	71.4%
Atlee	1,835	2,610	70.3%
Hanover	246	311	79.1%
Mechanicsville	1,259	1,658	75.9%
Montpelier	262	410	63.9%
Rockville	234	280	83.6%
Totals	4,834	6,667	72.5%



A. Total includes OverDrive circulation from Hanover County Schools

Pamunkey Regional Library - King and Queen County - March 2024



Circulation		
Year to date	FY24 Forecast	Year to date
3,979	8,729	45.6%

Number of Library Sponsored Programs		
Year to date	FY24 Forecast	Year to date
35	89	39.3%

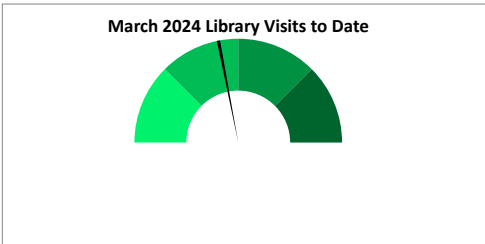
Attendance at Library Sponsored Programs		
Year to date	FY24 Forecast	Year to date
188	881	21.3%

Number of Community Sponsored Meetings/Events		
Year to date	FY24 Forecast	Year to date
72	152	47.4%

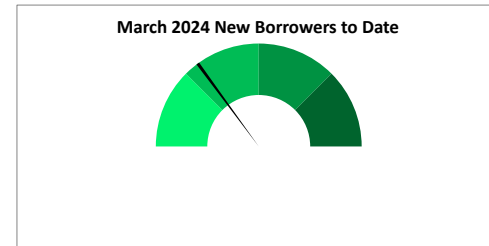
Attendance at Community Sponsored Meetings/Events		
Year to date	FY24 Forecast	Year to date
446	886	50.3%

Programming

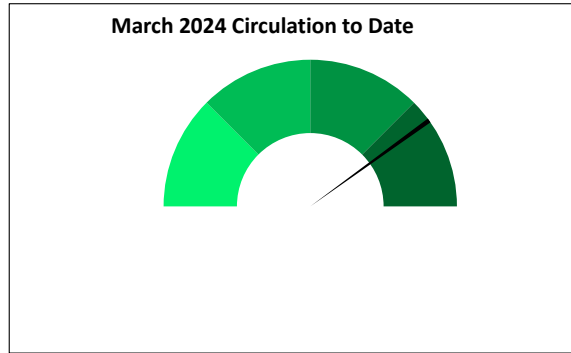
Library Visits		
Year to date	FY24 Forecast	Year to date
4,676	10,781	43.4%



New Borrowers		
Year to date	FY24 Forecast	Year to date
39	133	29.3%



Pamunkey Regional Library - King William County - March 2024



	Circulation		
	Year to date	FY24 Forecast	Year to date
Upper King William	24,659	28,172	87.5%
West Point	21,757	30,158	72.1%
Totals	46,416	58,330	79.6%

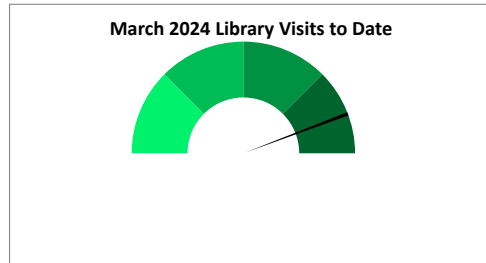
King William County Number of Library Sponsored Programs		
Year to date	FY24 Forecast	Year to date
197	196	100.5%

King William County Attendance at Library Sponsored Programs		
Year to date	FY24 Forecast	Year to date
3,774	5,197	72.6%

King William County Number of Community Sponsored Meetings/Events		
Year to date	FY24 Forecast	Year to date
373	526	70.9%

King William County Attendance at Community Sponsored Meetings/Events		
Year to date	FY24 Forecast	Year to date
2,453	3,201	76.6%

Programming



	Library Visits		
	Year to date	FY24 Forecast	Year to date
Upper King William	17,657	14,688	120.2%
West Point	30,161	39,664	76.0%
Totals	47,818	54,352	88.0%

	New Borrowers		
	Year to date	FY24 Forecast	Year to date
Upper King William	297	422	70.4%
West Point	260	421	61.8%
Totals	557	843	66.1%

March 2024 New Borrowers to Date